


A Little Bit About

ME

by _____



chesapeake
kids

Written by Polly Hurlburt Mizani, Child Life Specialist
Design and Illustrations by Penne Romar-Copyright PenMar

Me: Just the Basics

My Name:_____

My Nickname:_____

My Age:_____

My Birthday:_____


Where I Was Born:_____

Where I Live Now:_____

Other Places I've Lived:_____

My School:_____

My Grade Level:_____



My Must-Haves

**AKA, The Stuff I'd Take
with Me to a Desert Island:**

Favorite colors:

Favorite animal:

Favorite song:

Favorite TV show:

Favorite movie:

Favorite book:


Favorite school subject:

Favorite sport:

Favorite food:


Favorite restaurant:

Favorite place to go:



ALL IN THE FAMILY

Who's Who In My Family:




Here We Are, Hanging Out Together:

My Squad


Some of My Best Friends:



Inside Jokes
and
Hilarious Quotes


Four tilted rectangular boxes are arranged in a chain. The first box on the left is connected to the second by a lightning bolt. The second is connected to the third by a lightning bolt. The third is connected to the fourth by a lightning bolt. The fourth box is connected to a phone icon above it by a lightning bolt.

#Squad Goals

A large, empty rectangular box with a black border, intended for writing.


A Handful Of Words To Describe

ME





Stuff Im REALLY Good At

My strengths, skills and talents:





Just for Fun

What I do just to relax, kick back and have a good time:




My Time to Shine

Some of my proudest accomplishments
and achievements so far:




MARK MY WORDS

***Words to live by... Things I've
been known
to say... Words of wisdom...***




My Wishes Hopes & Dreams




I Will Always Remember...

Some treasured memories that I will never forget:

This image shows a blank sheet of white paper with horizontal ruling lines. The lines are evenly spaced and extend across the width of the page. In the bottom-left corner, there is a small, light blue semi-circular shape, possibly representing a binder ring or a decorative element. The rest of the page is empty.

Shout Outs!

Some messages I want to share with my friends and family:





Written by Polly Hurlburt Mizani, Child Life Specialist
Design and Illustrations by Penne Romar - Copyright PenMar

To contact Chesapeake Kids, please call us at 410-987-2003.